



Reading Software

Get Me Known (<http://www.getmeknown.co.za>)

Introduction	<ul style="list-style-type: none">• About Get Me Known• About the Reader Software
Installation	<ul style="list-style-type: none">• Requirements• Downloading the Software• Installing the Software
Software Use	<ul style="list-style-type: none">• Advertising on our Software• Searching for a Microchip• Minimizing the Application to the Tray

Introduction

- *About Get Me Known*

Get Me Known (**Lusahn CC t/a Get Me Known**) is an online Pet Database that allows you to register your Microchips that are injected into your pets. The system is designed to give you complete control over your pet information.



Features include, but not limited to:

- *Microchip Management, manage your own microchip information and update it when you see fit.*
- *Personal Details Management (Your name, address, etc.), changed address or telephone number? Just go online and change it, no need to waste time waiting for us to do it when you could have done it in 5 min.*
- *Transfer of Ownership, allow you to transfer ownership to of your micro-chip. Great if you just bought the pet, simply give us the Microchip number. Then the other owner will either accept or ignore your request and if accepted you should have the pet linked to your account. Without typing any information about the PET!*
- *Generate Certificates in PDF format or let us just send the certificate for you to an E-Mail address of your choice.*
- *Detailed logging allows you to see precisely when you did what. Logging is tailored so any owner of a pet can see what happened to the pet in the past.*

Join us at <http://www.getmeknown.co.za> and become a part of the family.

- *About the Reader Software*

The Reader software was designed to allow you to easily enquire about information of a Microchip number from the site. And along with a Microchip reader you can just scan the chip and our software will check the database and return information if available of the pet.

The software can also be minimized to the tray bar, where it will run in the background and wait for any scans from Microchip readers. This allows you to carry on with work and let the software only appear when a chip has been scanned. *We know Microchips aren't part of everyday life, so why should it bother you the entire the day long when it can hide and only show when you need it?*

The software is available at <http://www.getmeknown.co.za/product/software> .

Installation

- *Requirements*

The software requires Windows XP and above (Vista or Windows 7 at time of writing) and a Working Internet Connection, line speed will affect your performance and query performance. Mac and Linux versions could maybe be released in the future. The software will require +- 30mb of space with 100mb more for any caching that might take place.

If you are going to be using a Scanner with the software make sure that the Scanner is FDX-B ISO11784/5-compliant and does emulate a keyboard for the computer, please contact the provider to make sure of this. The software should then be able to work with the Scanner; **WE CANNOT GARENTEE that any Scanner from a third-party will work.**

- *Downloading the Software*

To download the software head on over to <http://www.getmeknown.co.za /product/software> and click on the “Download” button to start the download.

The screenshot shows the 'Microchip Reading Software' page on the 'Get Me Known' website. The page has a teal header with navigation links: Home, Products, Order, User Guide, Legal, Contact, My Account, and Logout. The main content area is divided into two columns. The left column, titled 'Micro-Chip Readers', contains text about the software's requirements and a disclaimer. The right column, titled 'Get Me Known Reading Software', features a screenshot of the software's interface, which includes a search bar for the micro-chip number, a 'Search' button, and links for 'Visit Website', 'Check for Update', and 'About Us'. Below the text in the left column are two buttons: 'View Guide' and 'Download'. A blue callout box points to the 'Download' button with the text: 'Follow this Link to start the download. The download is a bit big so please be patient and wait for software to download then proceed to installation.' Another blue callout box points to the 'View Guide' button with the text: 'Show the User Guide where we will help answer any'. The footer of the page is teal and contains three sections: 'Web Development' (Developed by Johann du Toit, contact info), 'Sharing is Caring', and 'Proudly Sponsored by Lusahn' (Breeder's Approved Nutrition, website URL, and logo).

Home Products Order User Guide Legal Contact My Account Logout

Microchip Reading Software

Micro-Chip Readers

We have developed Software that make it easier to enquire about information of a micro-chip.

The software requires Windows XP and above (Vista or Windows 7 at time of writing) and a Working Internet Connection, line speed will affect your performance and query performance. Mac and Linux versions could maybe be released in the future. The software will require +- 30mb of space with 100mb more for any caching that might take place.

If you are going to be using a Scanner with the software make sure that the Scanner is FDX-B ISO11784/5 complaint complaint and does emulates a keyboard for the computer, please contact the provider to make sure of this. The software should then be able to work with the Scanner; **WE CANNOT GARENTEE that any Scanner from a third-party will work.**

We are offering compliant scanners as well. [Read More...](#)

The software is **FREE**, so feel free to download and give it a chance.

[View Guide](#) [Download](#)

Show the User Guide where we will help answer any

Get Me Known Reading Software

Get Me Known
Sponsored by Lusahn

Enter Micro-Chip Number Search

Visit Website Check for Update About Us

Follow this Link to start the download. The download is a bit big so please be patient and wait for software to download then proceed to installation.

Web Development
Developed by Johann du Toit. Contact me (exxo...@gmail.com) for a Quote or if you just want to chat.

Sharing is Caring

Proudly Sponsored by Lusahn
Breeder's Approved Nutrition
<http://www.lusahn.co.za>

Copyright © 2011 - Digiprofs CC - All rights reserved.

You will then download the Setup file for the program.

- *Installing the Software*

Installing the Software is simply a matter of executing the setup file you downloaded from our website (See [Downloading the Software](#)) and following the instructions.

Follow these steps to install the application:

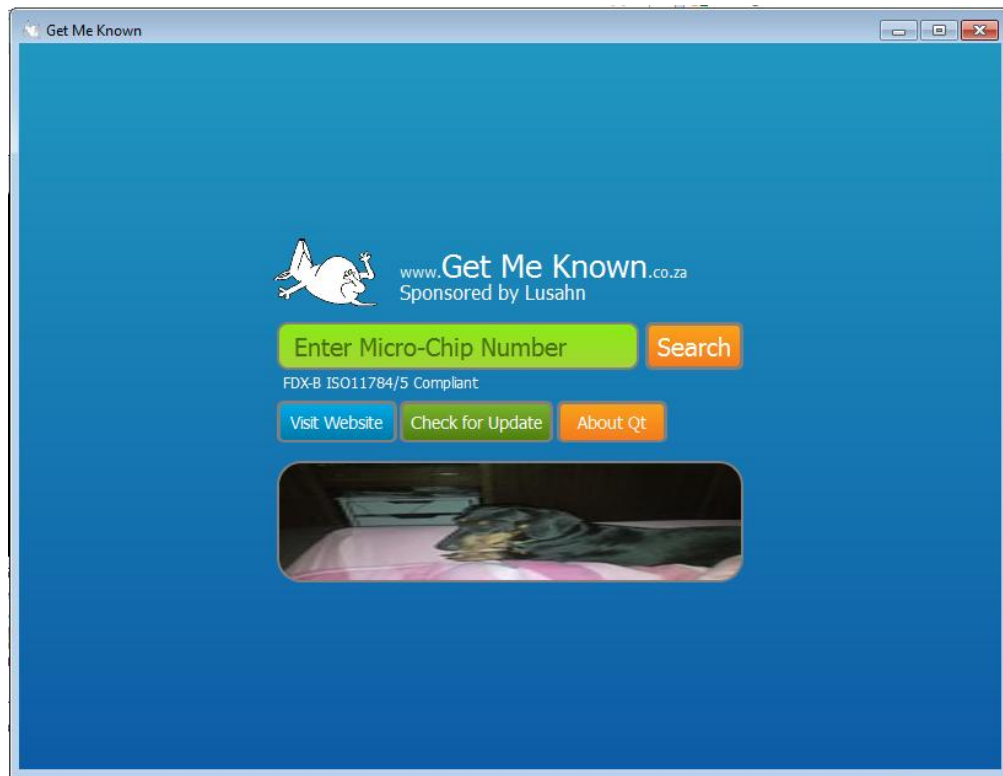
1. Download the Setup Program, see [Downloading](#) for more details.
 2. Run the setup executable and follow the actions. (**Will mostly just be Next**)
- To uninstall you can uninstall it by going to Control Panel (in Windows) and selecting the uninstall action.

Use of Software

Advertising on our Software

Our software integrates advertising, in a way that does not bother the end-user.

Advertisements are shown on the Main Screen and on the Pet Information Screen if no Image is available for the pet. They are cycled and randomly shown from the website. Views and Clicks are available on Request.



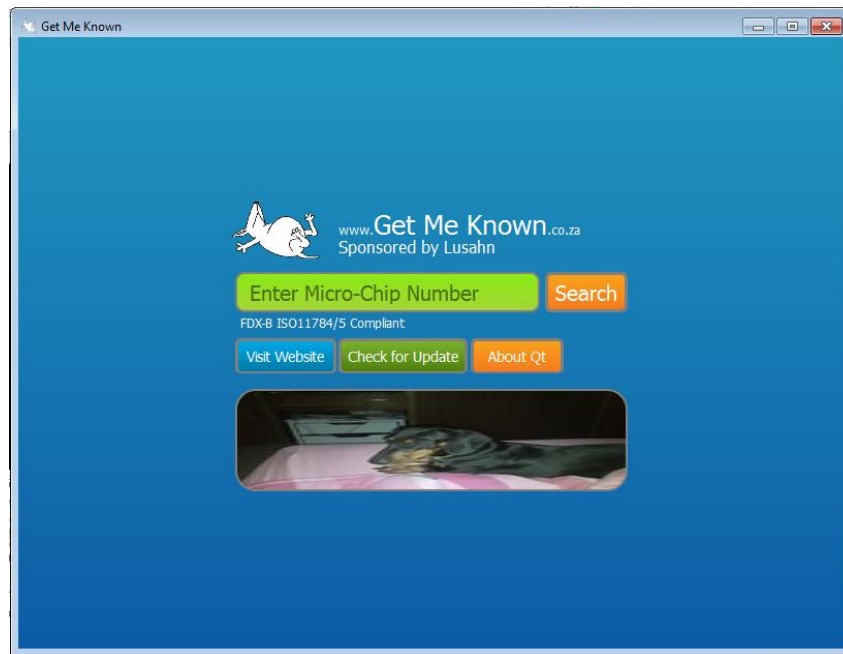
If you would like to advertise on our Software please contact us and we will help you create an advertisement at <http://www.getmeknown.co.za/contact>

Searching for a Microchip

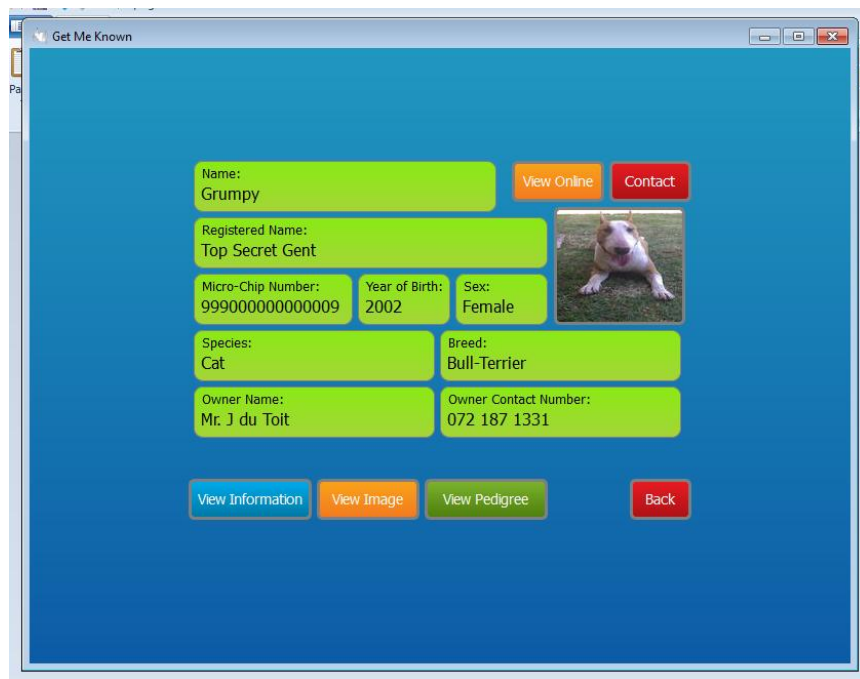
Each Microchip has a 15 Digit Number that is unique and is registered to a certain pet.

You will be able to search for information about a microchip by using the program. Either by typing it or by using a Reader. By using the reader you will be able to scan the Microchip without the need to actually read and transcribe it from the screen of the reader

Start the program and type your Microchip ID in the main text field and then hit the search button or just scan the microchip with a linked scanner. The Program will then search for the Microchip and report back if it could find an entry or if you need to try again.



If the Microchip was found the information will be displayed and all images will be shown. If no Images are available Advertisements will be shown.

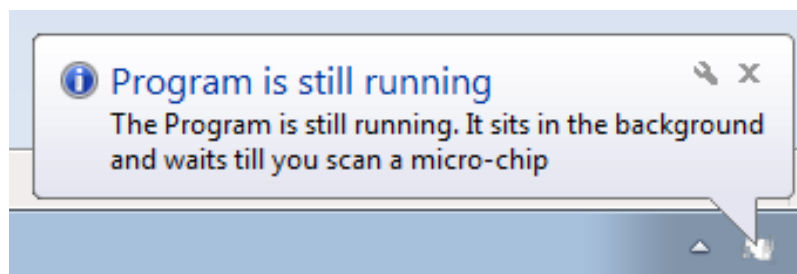


The Search Result page gives you all the information you will need to identify the Pet and to contact the owner.

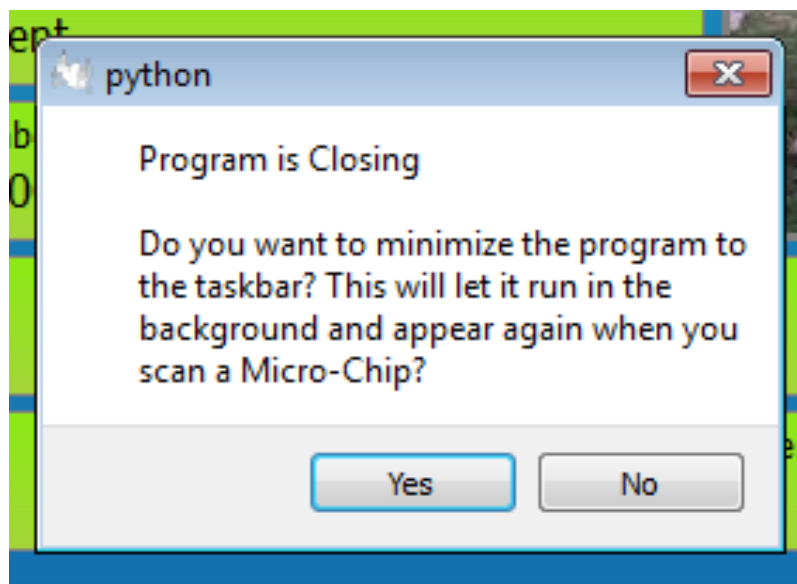
You can also click the "View Online" and "Contact" button. Which will open your Web Browser and show the Information on our Website (Just like it would if you searched from the main screen.), this option also gives you a convenient form to contact the user by E-Mail.

Minimizing the Application to the Tray

The program can be minimized to the tray. This mean it will sit as an Icon in the right bottom bar. **Out of sight till you scan a microchip.**



To get the Program to minimize to the tray just try to exit the program (by closing the main window) and respond to the dialog.



If you answered "Yes" the software will minimize to the tray bar, if "No" the software will exit completely. If you have selected "Yes" the software will remember this answer for the remainder of the

time it's open. To then close the software you will need to right click the tray icon and select "Exit" from the menu.

